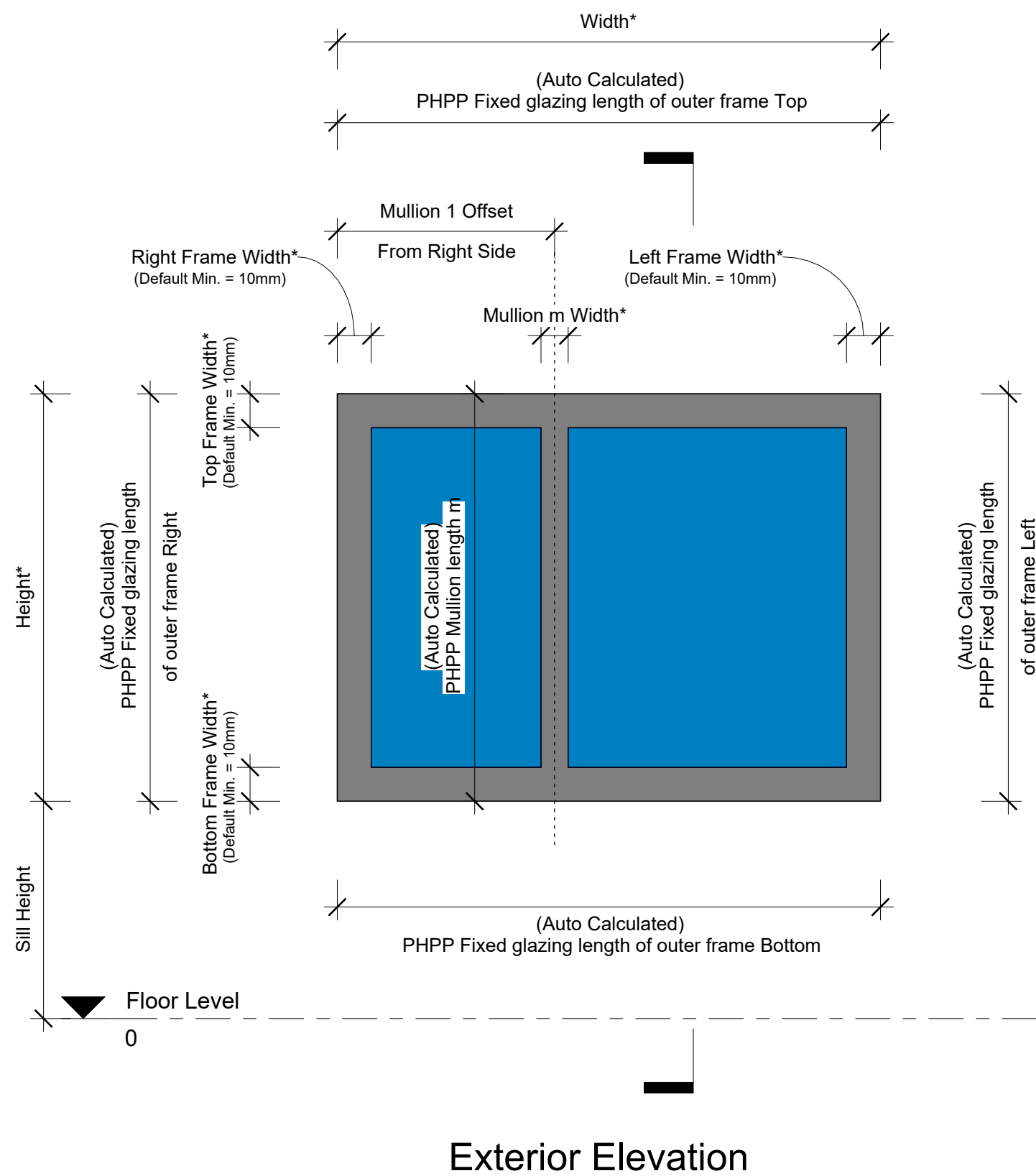
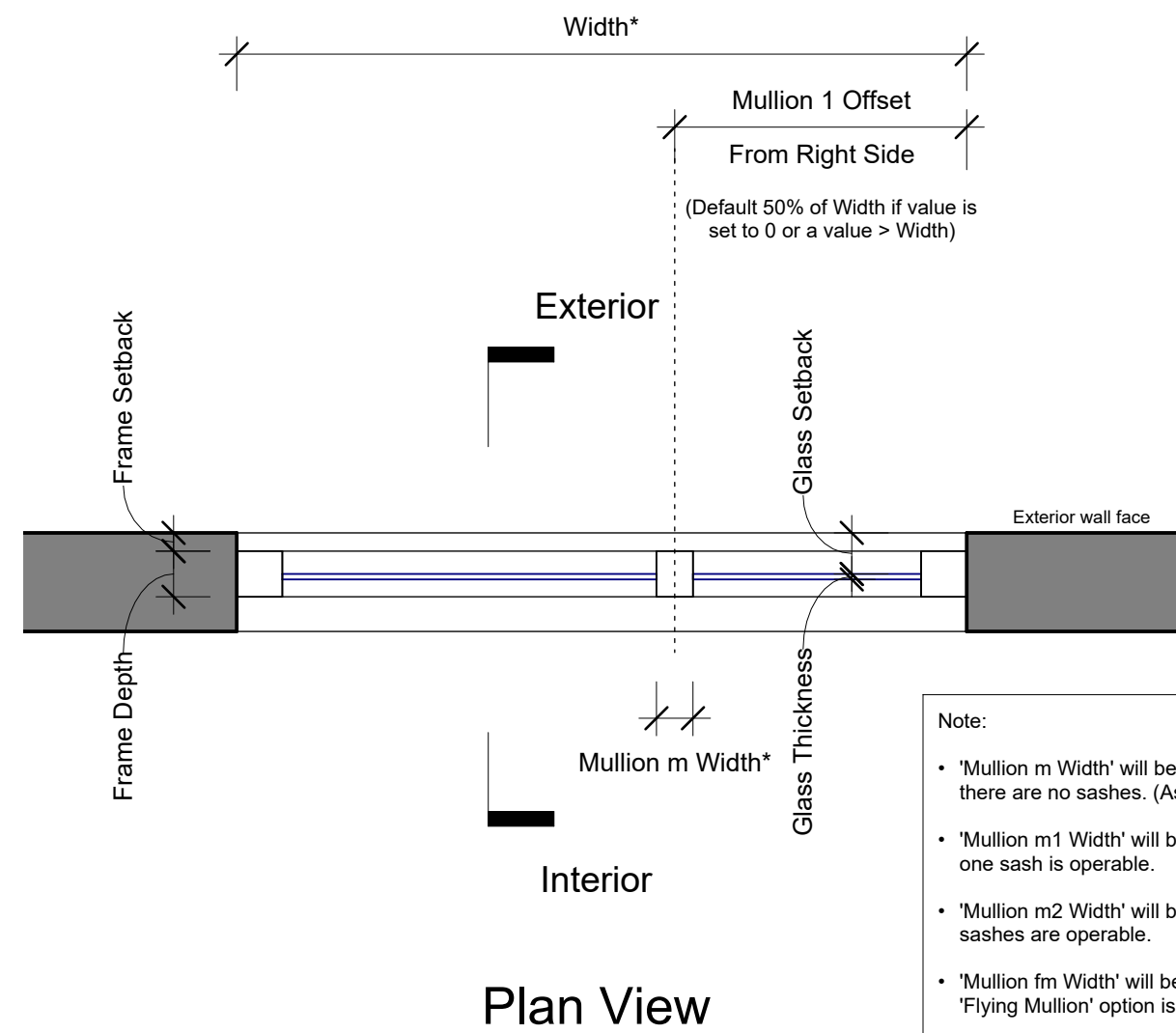


PHLS Window - 1 Mullion Family Object | No Operable Sashes Mode (m)

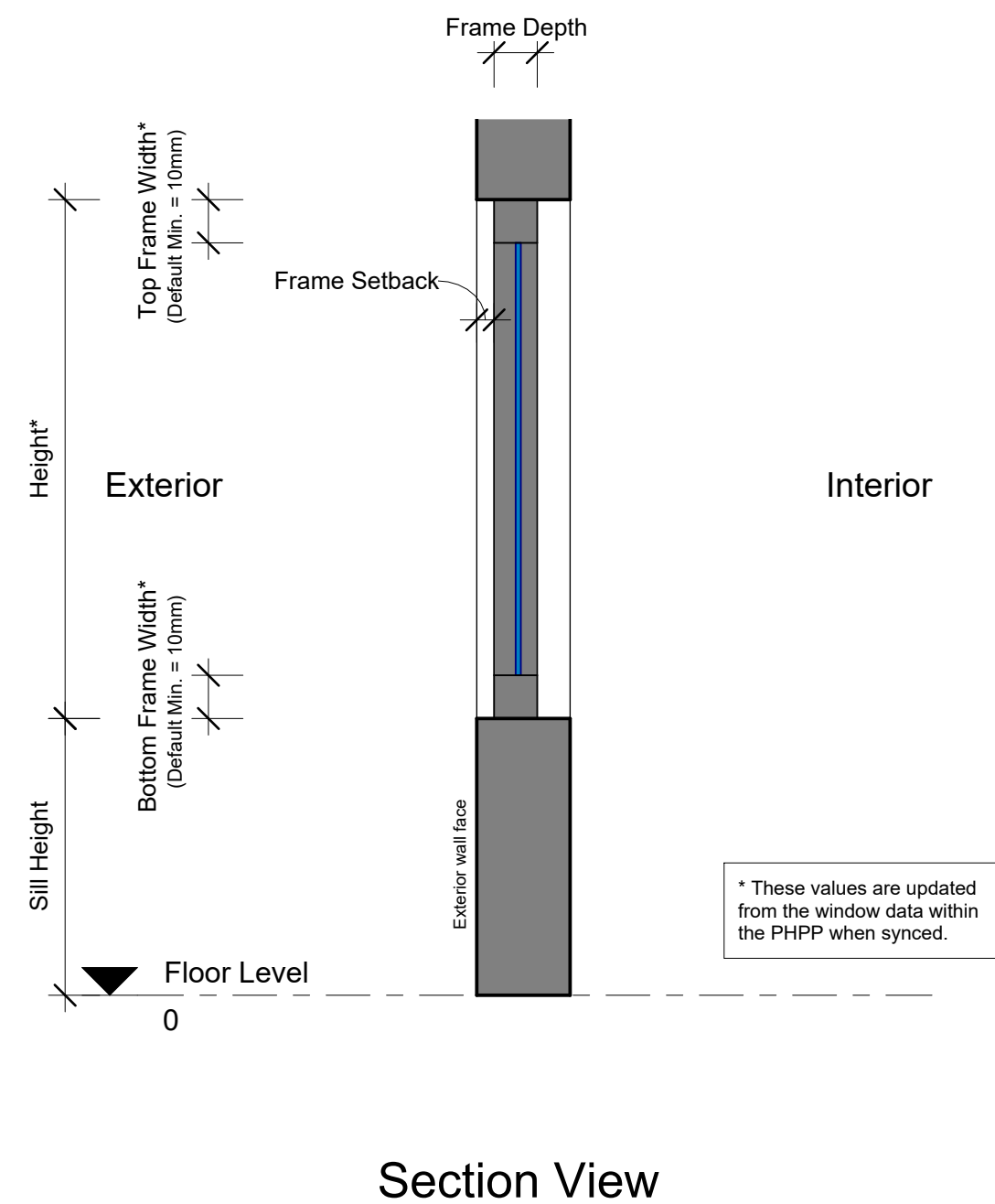


Properties

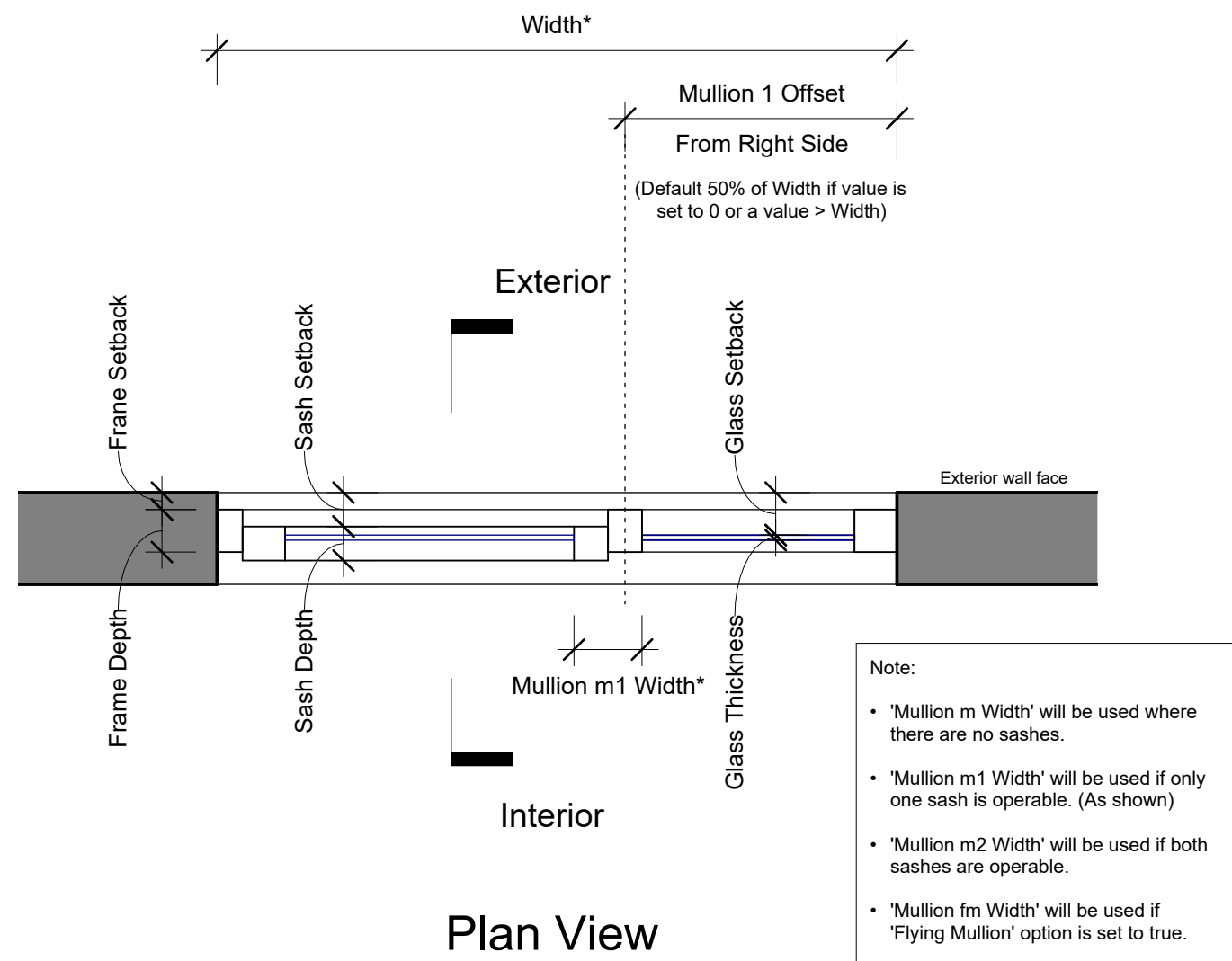
Dimensions	
Width	2000.0
Height	1500.0
Top Frame Width	125.0
Bottom Frame Width	125.0
Left Frame Width	125.0
Right Frame Width	125.0
Top Frame Width Operable	0.0
Bottom Frame Width Operable	0.0
Left Frame Width Operable	0.0
Right Frame Width Operable	0.0
Top Frame Width Sash	0.0
Bottom Frame Width Sash	0.0
Left Frame Width Sash	0.0
Right Frame Width Sash	0.0
Threshold Width	0.0
Mullion fm Width	0.0
Mullion m2 Width	0.0
Mullion m1 Width	0.0
Mullion m Width	100.0
Transom t2 Width	0.0
Transom t1 Width	0.0
Transom t Width	0.0
Frame Setback	50.0
Frame Depth	125.0
Sash Setback	0.0
Sash Depth	0.0
Glass Setback	112.5
Glass Thickness	15.0
Mullion 1 Offset From Right Side	800.0

Energy Analysis	
PHPP Description	
PHPP Glazing	
PHPP Frame	
PHPP Fixed glazing length of outer frame Left	1500.0
PHPP Fixed glazing length of outer frame Right	1500.0
PHPP Fixed glazing length of outer frame Top	2000.0
PHPP Fixed glazing length of outer frame Bottom	2000.0
PHPP Installation situation left	1
PHPP Installation situation right	1
PHPP Installation situation bottom	1
PHPP Installation situation top	1
PHPP Comfort exemption	<input type="checkbox"/>
PHPP Height of shading object	2000.0
PHPP Horizontal distance	2000.0
PHPP Overhang depth	1000.0
PHPP Distance glazing to overhang	1000.0
PHPP dReveal Left Side	500.0
PHPP dReveal Right Side	250.0
PHPP Distance glazing to reveal	375.0
PHPP oReveal Left Side	500.0
PHPP oReveal Right Side	250.0
PHPP Window reveal depth	375.0
PHPP Additional reduction factor winter shading	
PHPP Additional reduction factor summer shading	
PHPP Reduction factor z for temporary sun protection	
PHPP Regulated / transparent	<input type="checkbox"/>
PHPP Mullion length fm	0.0
PHPP Mullion length m	1500.0
PHPP Mullion length m1	0.0
PHPP Mullion length m2	0.0
PHPP Threshold	0.0

Model Properties	
Shading Guides and Labels Visible	<input type="checkbox"/>
Operable Sash Left	<input type="checkbox"/>
Operable Sash Right	<input type="checkbox"/>
Flying Mullion	<input type="checkbox"/>
Left Sash Opening Symbol - Left Hung	<input type="checkbox"/>
Left Sash Opening Symbol - Right Hung	<input type="checkbox"/>
Left Sash Opening Symbol - Top Hung	<input type="checkbox"/>
Left Sash Opening Symbol - Bottom Hung	<input type="checkbox"/>
Left Sash Opening Symbol - Left Slide	<input type="checkbox"/>
Left Sash Opening Symbol - Right Slide	<input type="checkbox"/>
Left Sash Opening Symbol - Top Slide	<input type="checkbox"/>
Left Sash Opening Symbol - Bottom Slide	<input type="checkbox"/>
Right Sash Opening Symbol - Left Hung	<input type="checkbox"/>
Right Sash Opening Symbol - Right Hung	<input type="checkbox"/>
Right Sash Opening Symbol - Top Hung	<input type="checkbox"/>
Right Sash Opening Symbol - Bottom Hung	<input type="checkbox"/>
Right Sash Opening Symbol - Left Slide	<input type="checkbox"/>
Right Sash Opening Symbol - Right Slide	<input type="checkbox"/>
Right Sash Opening Symbol - Top Slide	<input type="checkbox"/>
Right Sash Opening Symbol - Bottom Slide	<input type="checkbox"/>



PHLS Window - 1 Mullion Family Object | 1 Operable Sash Mode (m1)

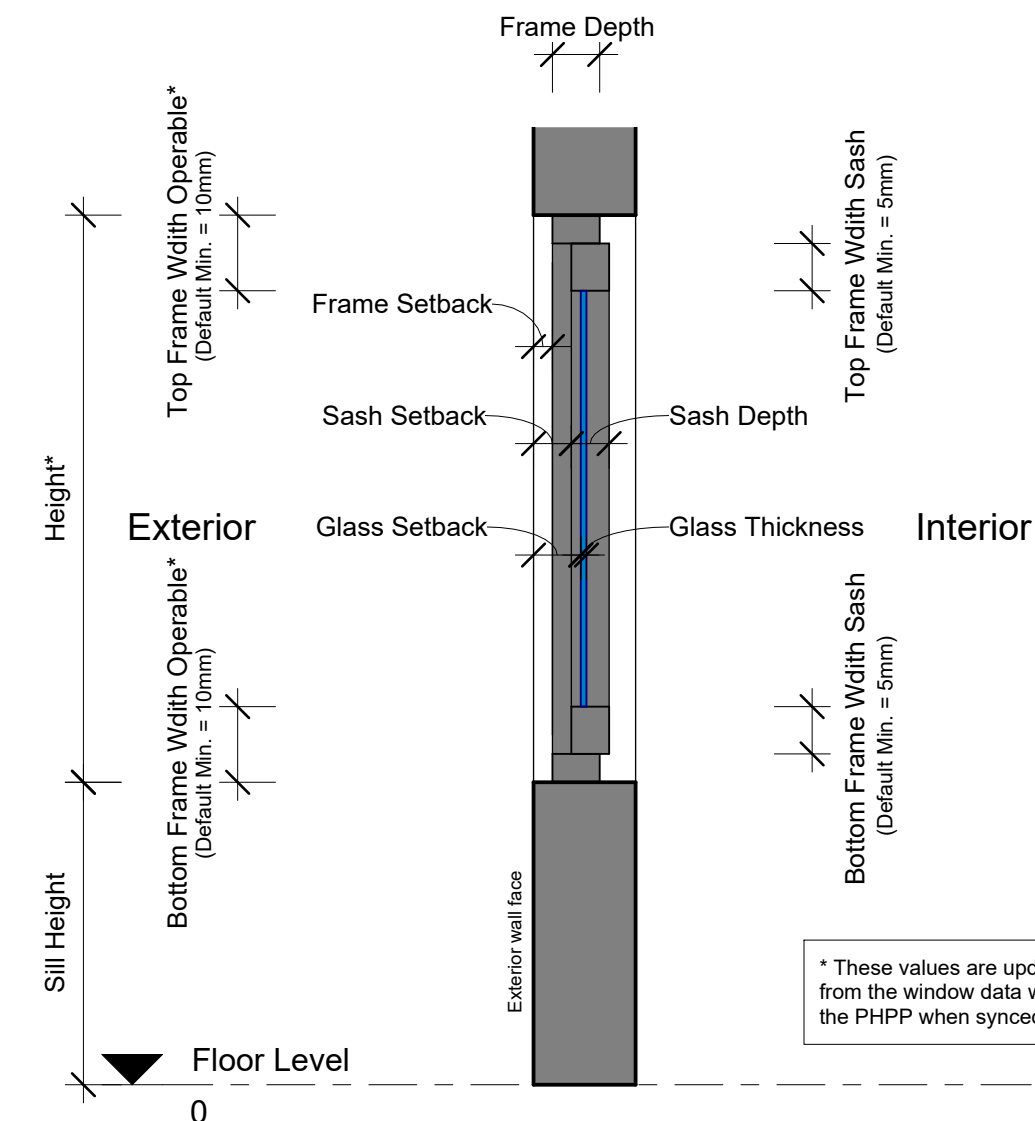
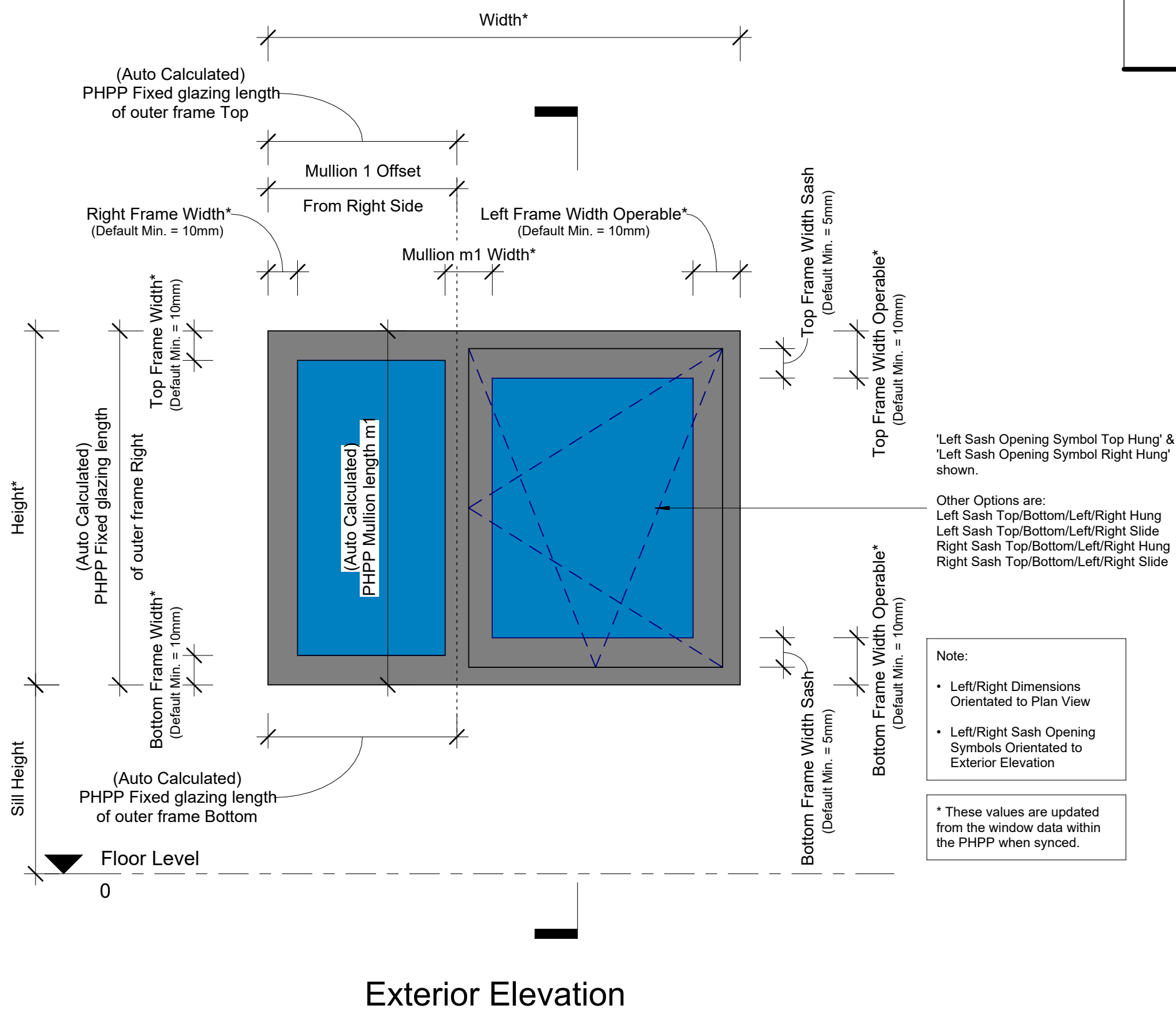


Properties

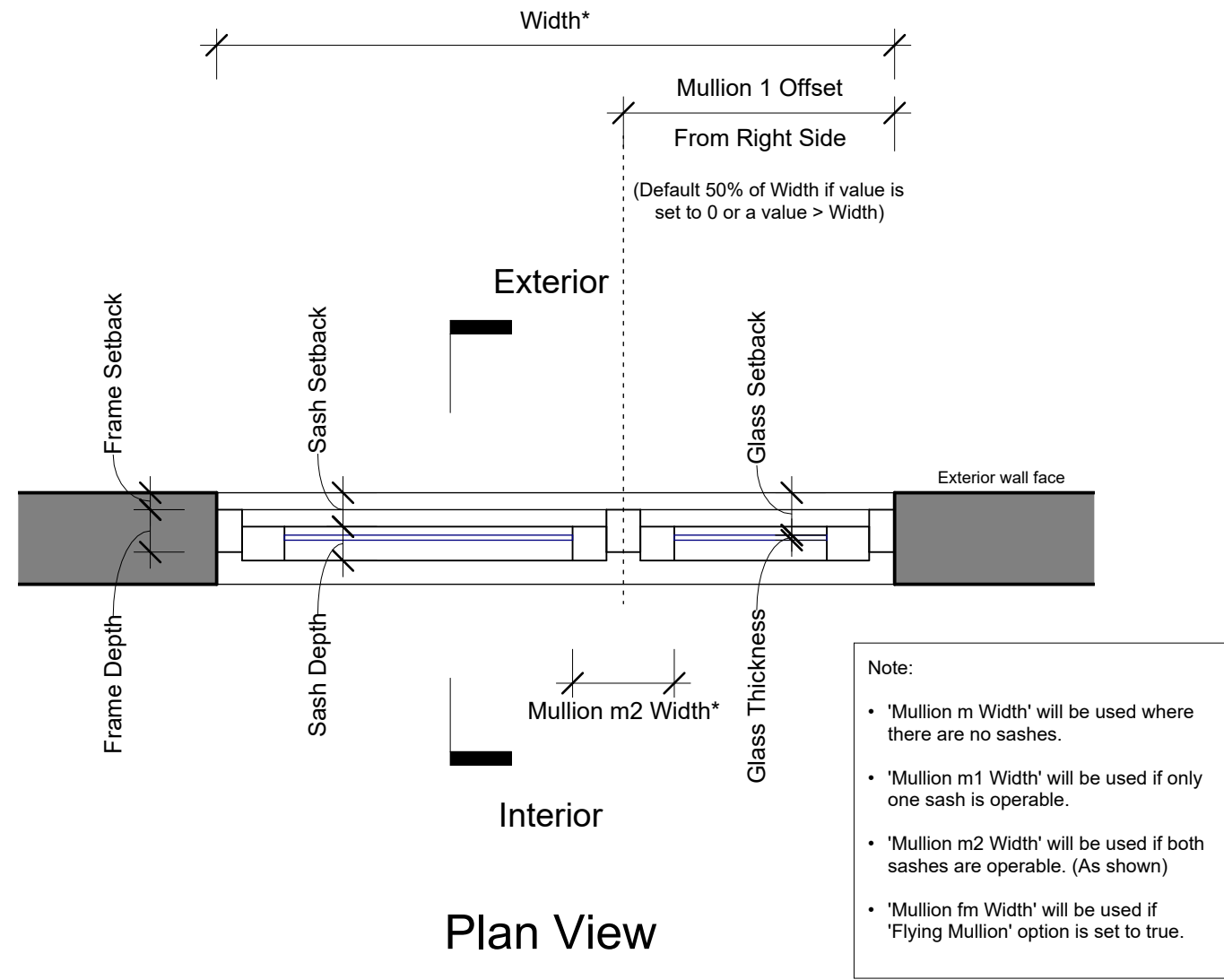
Dimensions	
Width	2000.0
Height	1500.0
Top Frame Width	125.0
Bottom Frame Width	125.0
Left Frame Width	0.0
Right Frame Width	125.0
Top Frame Width Operable	200.0
Bottom Frame Width Operable	200.0
Left Frame Width Operable	200.0
Right Frame Width Operable	0.0
Top Frame Width Sash	125.0
Bottom Frame Width Sash	125.0
Left Frame Width Sash	125.0
Right Frame Width Sash	0.0
Threshold Width	0.0
Mullion fm Width	0.0
Mullion m2 Width	0.0
Mullion m1 Width	200.0
Mullion m Width	0.0
Transom t2 Width	0.0
Transom t1 Width	0.0
Transom t Width	0.0
Frame Setback	50.0
Frame Depth	125.0
Sash Setback	100.0
Sash Depth	100.0
Glass Setback	125.0
Glass Thickness	15.0
Mullion 1 Offset From Right Side	800.0

Energy Analysis	
PHPP Description	
PHPP Glazing	
PHPP Frame	
PHPP Fixed glazing length of outer frame Left	0.0
PHPP Fixed glazing length of outer frame Right	1500.0
PHPP Fixed glazing length of outer frame Top	800.0
PHPP Fixed glazing length of outer frame Bottom	800.0
PHPP Installation situation left	1
PHPP Installation situation right	1
PHPP Installation situation bottom	1
PHPP Installation situation top	1
PHPP Comfort exemption	<input type="checkbox"/>
PHPP Height of shading object	2000.0
PHPP Horizontal distance	2000.0
PHPP Overhang depth	1000.0
PHPP Distance glazing to overhang	1000.0
PHPP dReveal Left Side	500.0
PHPP dReveal Right Side	250.0
PHPP Distance glazing to reveal	375.0
PHPP oReveal Left Side	500.0
PHPP oReveal Right Side	250.0
PHPP Window reveal depth	375.0
PHPP Additional reduction factor winter shading	
PHPP Additional reduction factor summer shading	
PHPP Reduction factor z for temporary sun protection	
PHPP Regulated / transparent	<input type="checkbox"/>
PHPP Mullion length fm	0.0
PHPP Mullion length m	0.0
PHPP Mullion length m1	1500.0
PHPP Mullion length m2	0.0
PHPP Threshold	0.0

Model Properties	
Shading Guides and Labels Visible	<input type="checkbox"/>
Operable Sash Left	<input checked="" type="checkbox"/>
Operable Sash Right	<input type="checkbox"/>
Flying Mullion	<input type="checkbox"/>
Left Sash Opening Symbol - Left Hung	<input type="checkbox"/>
Left Sash Opening Symbol - Right Hung	<input checked="" type="checkbox"/>
Left Sash Opening Symbol - Top Hung	<input checked="" type="checkbox"/>
Left Sash Opening Symbol - Bottom Hung	<input type="checkbox"/>
Left Sash Opening Symbol - Left Slide	<input type="checkbox"/>
Left Sash Opening Symbol - Right Slide	<input type="checkbox"/>
Left Sash Opening Symbol - Top Slide	<input type="checkbox"/>
Left Sash Opening Symbol - Bottom Slide	<input type="checkbox"/>
Right Sash Opening Symbol - Left Hung	<input type="checkbox"/>
Right Sash Opening Symbol - Right Hung	<input type="checkbox"/>
Right Sash Opening Symbol - Top Hung	<input type="checkbox"/>
Right Sash Opening Symbol - Bottom Hung	<input type="checkbox"/>
Right Sash Opening Symbol - Left Slide	<input type="checkbox"/>
Right Sash Opening Symbol - Right Slide	<input type="checkbox"/>
Right Sash Opening Symbol - Top Slide	<input type="checkbox"/>
Right Sash Opening Symbol - Bottom Slide	<input type="checkbox"/>



PHLS Window - 1 Mullion Family Object | 2 Operable Sashes Mode (m2)

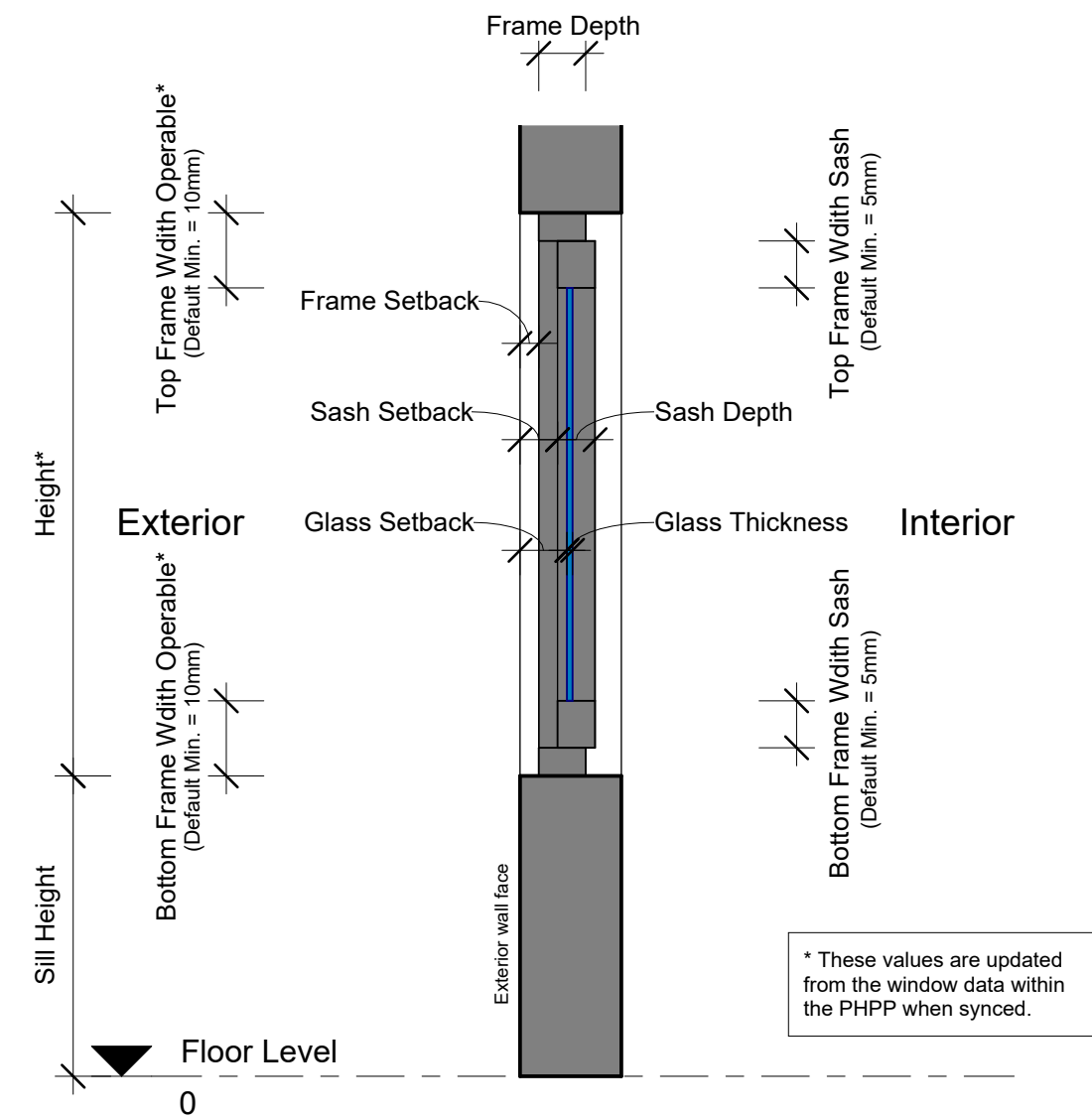
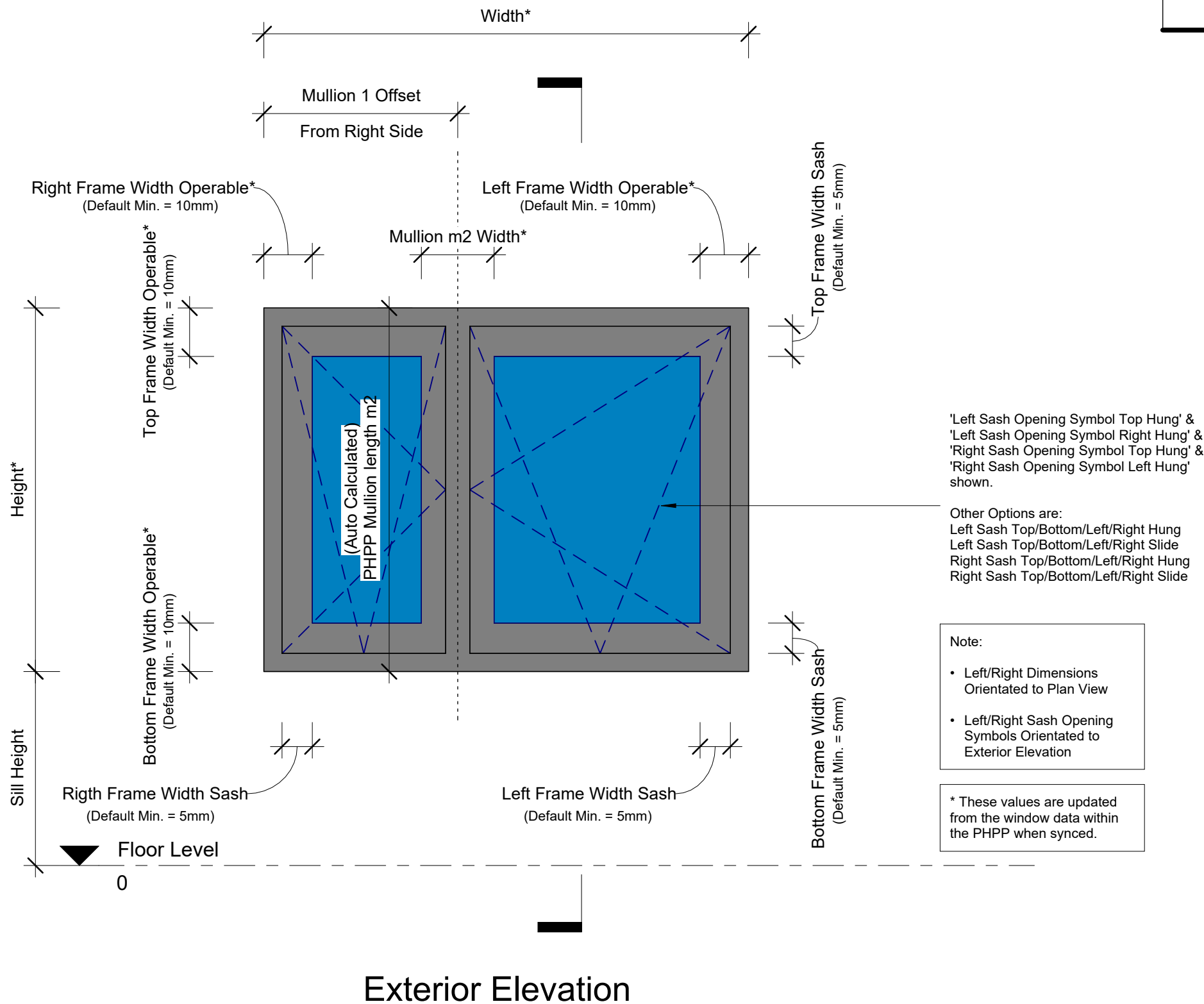


Properties

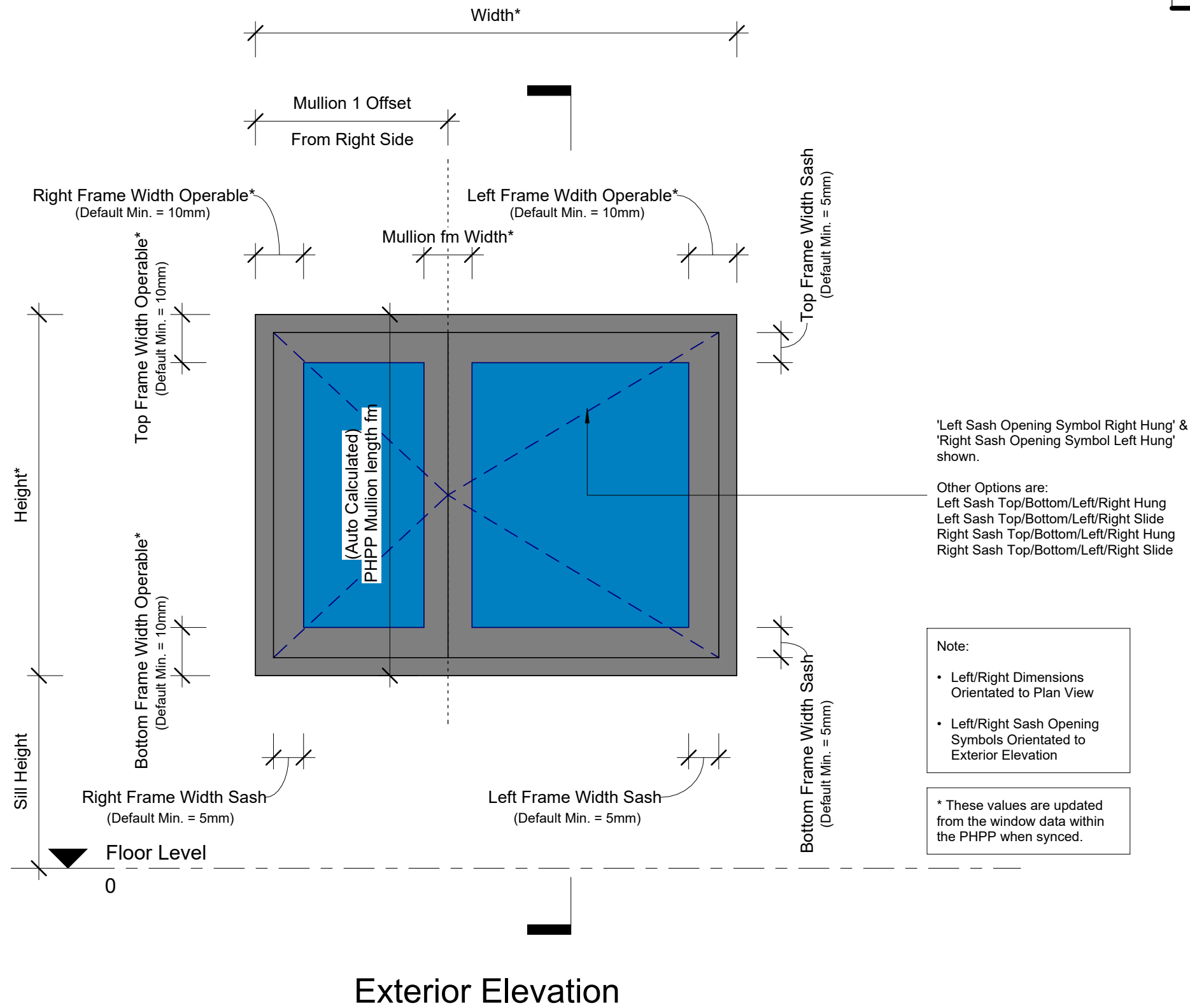
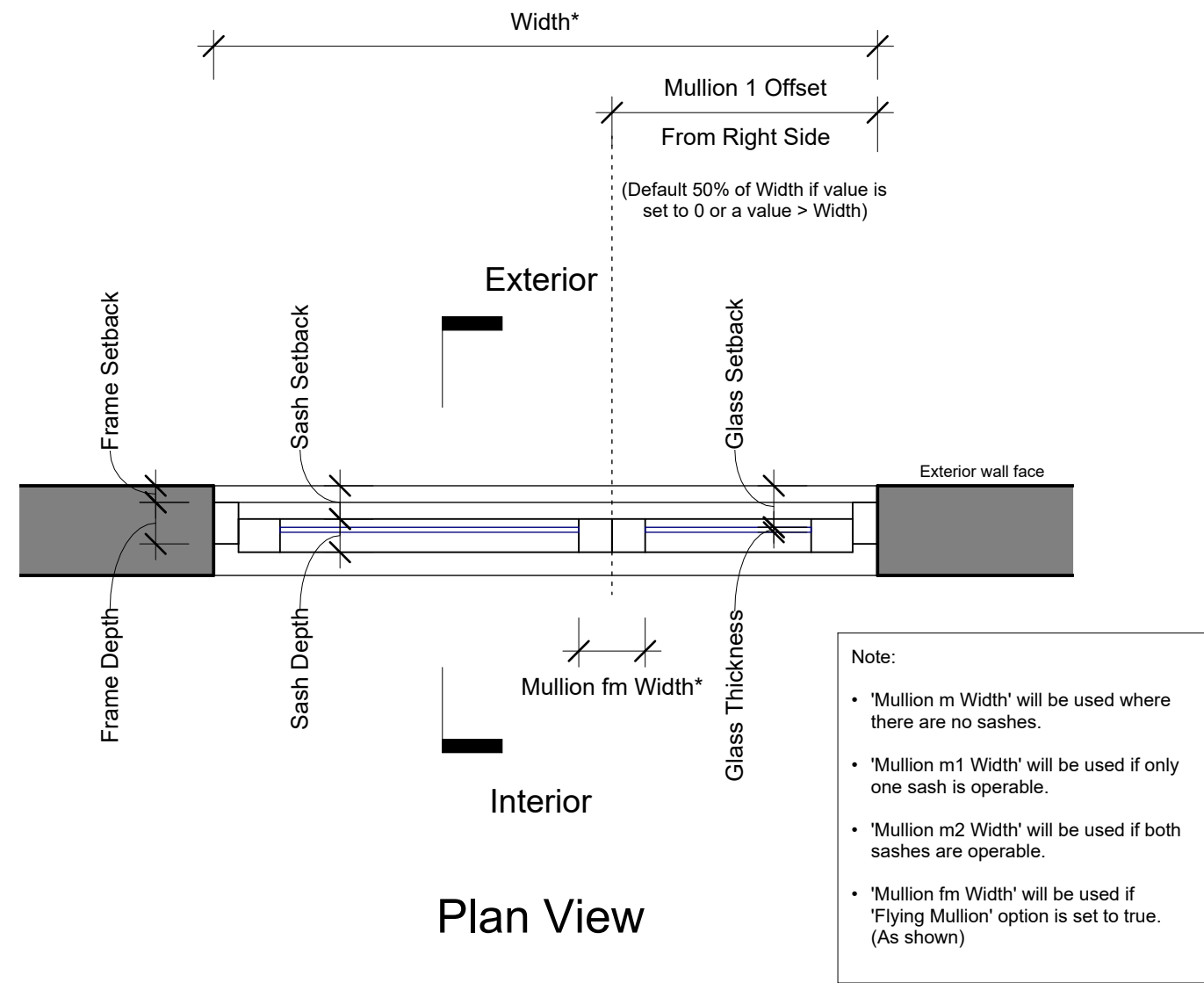
Dimensions	
Width	2000.0
Height	1500.0
Top Frame Width	0.0
Bottom Frame Width	0.0
Left Frame Width	0.0
Right Frame Width	0.0
Top Frame Width Operable	200.0
Bottom Frame Width Operable	200.0
Left Frame Width Operable	200.0
Right Frame Width Operable	200.0
Top Frame Width Sash	125.0
Bottom Frame Width Sash	125.0
Left Frame Width Sash	125.0
Right Frame Width Sash	125.0
Threshold Width	0.0
Mullion fm Width	0.0
Mullion m2 Width	300.0
Mullion m1 Width	0.0
Mullion m Width	0.0
Transom t2 Width	0.0
Transom t1 Width	0.0
Transom t Width	0.0
Frame Setback	50.0
Frame Depth	125.0
Sash Setback	100.0
Sash Depth	100.0
Glass Setback	125.0
Glass Thickness	15.0
Mullion 1 Offset From Right Side	800.0

Energy Analysis	
PHPP Description	
PHPP Glazing	
PHPP Frame	
PHPP Fixed glazing length of outer frame Left	0.0
PHPP Fixed glazing length of outer frame Right	0.0
PHPP Fixed glazing length of outer frame Top	0.0
PHPP Fixed glazing length of outer frame Bottom	0.0
PHPP Installation situation left	1
PHPP Installation situation right	1
PHPP Installation situation bottom	1
PHPP Installation situation top	1
PHPP Comfort exemption	<input type="checkbox"/>
PHPP Height of shading object	2000.0
PHPP Horizontal distance	2000.0
PHPP Overhang depth	1000.0
PHPP Distance glazing to overhang	1000.0
PHPP dReveal Left Side	500.0
PHPP dReveal Right Side	250.0
PHPP Distance glazing to reveal	375.0
PHPP oReveal Left Side	500.0
PHPP oReveal Right Side	250.0
PHPP Window reveal depth	375.0
PHPP Additional reduction factor winter shading	
PHPP Additional reduction factor summer shading	
PHPP Reduction factor z for temporary sun protection	
PHPP Regulated / transparent	<input type="checkbox"/>
PHPP Mullion length fm	0.0
PHPP Mullion length m	0.0
PHPP Mullion length m1	0.0
PHPP Mullion length m2	1500.0
PHPP Threshold	0.0

Model Properties	
Shading Guides and Labels Visible	<input type="checkbox"/>
Operable Sash Left	<input checked="" type="checkbox"/>
Operable Sash Right	<input checked="" type="checkbox"/>
Flying Mullion	<input type="checkbox"/>
Left Sash Opening Symbol - Left Hung	<input type="checkbox"/>
Left Sash Opening Symbol - Right Hung	<input checked="" type="checkbox"/>
Left Sash Opening Symbol - Top Hung	<input checked="" type="checkbox"/>
Left Sash Opening Symbol - Bottom Hung	<input type="checkbox"/>
Left Sash Opening Symbol - Left Slide	<input type="checkbox"/>
Left Sash Opening Symbol - Right Slide	<input type="checkbox"/>
Left Sash Opening Symbol - Top Slide	<input type="checkbox"/>
Left Sash Opening Symbol - Bottom Slide	<input type="checkbox"/>
Right Sash Opening Symbol - Left Hung	<input checked="" type="checkbox"/>
Right Sash Opening Symbol - Right Hung	<input type="checkbox"/>
Right Sash Opening Symbol - Top Hung	<input checked="" type="checkbox"/>
Right Sash Opening Symbol - Bottom Hung	<input type="checkbox"/>
Right Sash Opening Symbol - Left Slide	<input type="checkbox"/>
Right Sash Opening Symbol - Right Slide	<input type="checkbox"/>
Right Sash Opening Symbol - Top Slide	<input type="checkbox"/>
Right Sash Opening Symbol - Bottom Slide	<input type="checkbox"/>



PHLS Window - 1 Mullion Family Object | Flying Mullion Mode (fm)



Properties

Dimensions	
Width	2000.0
Height	1500.0
Top Frame Width	0.0
Bottom Frame Width	0.0
Left Frame Width	0.0
Right Frame Width	0.0
Top Frame Width Operable	200.0
Bottom Frame Width Operable	200.0
Left Frame Width Operable	200.0
Right Frame Width Operable	200.0
Top Frame Width Sash	125.0
Bottom Frame Width Sash	125.0
Left Frame Width Sash	125.0
Right Frame Width Sash	125.0
Threshold Width	0.0
Mullion fm Width	200.0
Mullion m2 Width	0.0
Mullion m1 Width	0.0
Mullion m Width	0.0
Transom t2 Width	0.0
Transom t1 Width	0.0
Transom t Width	0.0
Frame Setback	50.0
Frame Depth	125.0
Sash Setback	100.0
Sash Depth	100.0
Glass Setback	125.0
Glass Thickness	15.0
Mullion 1 Offset From Right Side	800.0

Energy Analysis	
PHPP Description	
PHPP Glazing	
PHPP Frame	
PHPP Fixed glazing length of outer frame Left	0.0
PHPP Fixed glazing length of outer frame Right	0.0
PHPP Fixed glazing length of outer frame Top	0.0
PHPP Fixed glazing length of outer frame Bottom	0.0
PHPP Installation situation left	1
PHPP Installation situation right	1
PHPP Installation situation bottom	1
PHPP Installation situation top	1
PHPP Comfort exemption	<input type="checkbox"/>
PHPP Height of shading object	2000.0
PHPP Horizontal distance	2000.0
PHPP Overhang depth	1000.0
PHPP Distance glazing to overhang	1000.0
PHPP dReveal Left Side	500.0
PHPP dReveal Right Side	250.0
PHPP Distance glazing to reveal	375.0
PHPP oReveal Left Side	500.0
PHPP oReveal Right Side	250.0
PHPP Window reveal depth	375.0
PHPP Additional reduction factor winter shading	
PHPP Additional reduction factor summer shading	
PHPP Reduction factor z for temporary sun protection	
PHPP Regulated / transparent	<input type="checkbox"/>
PHPP Mullion length fm	1500.0
PHPP Mullion length m	0.0
PHPP Mullion length m1	0.0
PHPP Mullion length m2	0.0
PHPP Threshold	0.0

Model Properties	
Shading Guides and Labels Visible	<input type="checkbox"/>
Operable Sash Left	<input checked="" type="checkbox"/>
Operable Sash Right	<input checked="" type="checkbox"/>
Flying Mullion	<input checked="" type="checkbox"/>
Left Sash Opening Symbol - Left Hung	<input type="checkbox"/>
Left Sash Opening Symbol - Right Hung	<input checked="" type="checkbox"/>
Left Sash Opening Symbol - Top Hung	<input type="checkbox"/>
Left Sash Opening Symbol - Bottom Hung	<input type="checkbox"/>
Left Sash Opening Symbol - Left Slide	<input type="checkbox"/>
Left Sash Opening Symbol - Right Slide	<input type="checkbox"/>
Left Sash Opening Symbol - Top Slide	<input type="checkbox"/>
Left Sash Opening Symbol - Bottom Slide	<input type="checkbox"/>
Right Sash Opening Symbol - Left Hung	<input checked="" type="checkbox"/>
Right Sash Opening Symbol - Right Hung	<input type="checkbox"/>
Right Sash Opening Symbol - Top Hung	<input type="checkbox"/>
Right Sash Opening Symbol - Bottom Hung	<input type="checkbox"/>
Right Sash Opening Symbol - Left Slide	<input type="checkbox"/>
Right Sash Opening Symbol - Right Slide	<input type="checkbox"/>
Right Sash Opening Symbol - Top Slide	<input type="checkbox"/>
Right Sash Opening Symbol - Bottom Slide	<input type="checkbox"/>

